


TURNITIN IN BLACKBOARD (STUDENT)

1. SUBMIT ASSIGNMENT

VIEW ASSIGNMENT:

- Click View Assignment to open the assignment

**Paper 1**
[View Assignment](#)

SUBMISSIONS INBOX

Paper 1


[Submit](#) [Submissions Inbox](#)



Part 1 **Part 2** Part 3

Status	Start Date	Due Date	Post Date	Grade Total	Tools
Active	2017 Aug 14 15:00	2017 Sep 14 15:00	2017 Sep 14 15:00	100	?

Search

Author / Paper title	Paper ID	Date Submitted				
Erik [redacted]						?

You now find yourself in the Submissions Inbox. Here, you'll find information  on the assignment, the Start Date, Due Date and Post Date (of the grade/feedback). If the assignments has multiple parts, you can select which part you want to see by clicking on it (Part 2 e.g.). You can submit your work by clicking

- top-left on 
- bottom-right on 

Paper 1

[Submit](#) [Submissions Inbox](#)

[Submit Paper](#)

Select a submission type

Submission Method: File upload

Submission Details

- Submission Title: Nietzsche en de val van de muur
- Submission Part: Part 1
- File to Submit: [Choose File](#) Nietzsche e...e muur.docx
- Notice

Door dit werk in te leveren bevestig ik dat het ingeleverde werk van mijn hand is en ik aanvaard alle verantwoordelijkheid voor elke inbreuk op auteursrecht en beeldrecht dat uit de inlevering kan voortvloeien. In submitting this work I confirm that this submission is my own work and I accept all responsibility for any copyright infringement that may occur as a result of this submission

[Submit Paper](#)

SUBMIT

You can now submit your work:

- Submission Method: choose File upload
- Submission Title: title of your work

Questions? Contact us at blackboard-fgw@uva.nl

- Submission Part: if applicable, choose the right part of the assignment
- File to Submit: select the file
- Notice: check the box to confirm you are the author of the submitted work

Click Submit Paper to upload your work.

Attention: when you are using Safari on a Mac computer, it is possible that the 'User Agreement' pop-up doesn't disappear, which then prevents you from uploading your paper. If this is the case, first empty your cache and then upload your work using a different browser.

SUBMISSIONS INBOX (2)

Paper 1

Submit Submissions Inbox

Part 1 Part 2 Part 3

Status	Start Date	Due Date	Post Date	Grade Total	Tools
Active	2017 Aug 14 15:00	2017 Sep 14 15:00	2017 Sep 14 15:00	100	


Search

Author / Paper title	Paper ID	Date Submitted	Grade	Tools
Erik [redacted] - Nietzsche en de val van de muur	837095757	Aug 14th, 2017 3:19 pm	45	

In the Submissions Inbox you'll be able to see your grades, check feedback or download your work.

VIEW FEEDBACK

If a lecturer has given you feedback with GradeMark, you can view it by clicking on your grade, which opens the Feedback Studio.



Instructor Feedback

View Rubric

Text Comment

No text comment was left for this paper.

Nietzsche en de val van de muur

Nietzsche en de val van de muur. Dit is een test. Dit is een test. Dit is een test. Dit is een test. Dit is een test. Dit is een test. Dit is een test. Dit is een test. Dit is een test. Dit is een test. Dit is een test. Dit is een test.